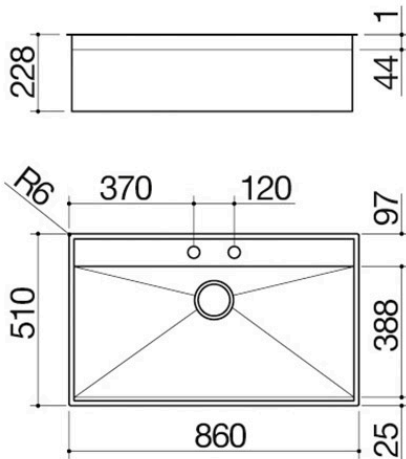




86x51 cm Lab Kit built-in, flush and undermounted sink

1 bowl with lowering + accessories kit and tap

1LLB91K



Description

- extra-thick AISI 304 stainless steel
- bowl with radius "0"
- 83x38.8x18.3 h bowl
- bowl with lowering for sliding of accessories
- equipment: 3½" basket strainer waste, stainless steel drain cover, perimeter overflow, stainless steel and black HPL multipurpose chopping board 1TBF, stainless steel colander 1VBF, B_Free Telescopic mixer tap with remote control and pull-out spray head 1RUBMBFA
- tap hole: 2 standard holes
- base unit for bowls:
 - - built-in and flush: 90
 - - undermounted: 100
- 85x49 cm cut out
- flush-top and undermounted: check technical sheet



Plus

Detailed Features



AISI 304 stainless steel

Barazza products are made of high-quality AISI 304 stainless steel, which guarantees resistance to stress, long-lasting durability and ease of cleaning.



Extra-thick AISI 304 stainless steel

Barazza uses thick AISI 304 stainless steel, which is fully recyclable, corrosion-resistant, durable and highly hygienic.



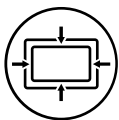
Deep bowls

Products with this plus feature large, deep bowls capable of accommodating high volumes of water and large cookware.



Stainless steel drain cover

Practical and stylish, the stainless steel drain cover is the ideal accessory for every sink. Made of high-quality AISI 304 stainless steel, it offers resistance, durability and ease of cleaning.



Perimeter overflow

All Barazza sinks and bowls are equipped with an overflow device that prevents water from spilling. Some versions feature a perimeter overflow, with an exclusive and refined design. Smart pop-up waste.



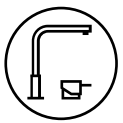
Radius 0

Squared and elegant bowl radius for a minimalist and contemporary look.



Tap with 360° rotation

Barazza taps feature a 360° tap rotation for maximum flexibility during use.



Remote control

The remote control supplied with Lab Evolution, B_Draft and B_Ambient hoods allows users to activate the LED light and select the desired speed.



Telescopic tap

Barazza telescopic taps can be positioned and hidden at worktop level.



Installations

Installation Method



Flush-top



Ensures perfect alignment with the worktop




Flat edge built-in



The edge is perceptible only to the touch and makes installation easy.




Undermounted




The square bowls are elegantly installed beneath the worktop.




Related Accessories



1GQN



1GQN



1GQRN

Related Products



1LLB61



1LLB91