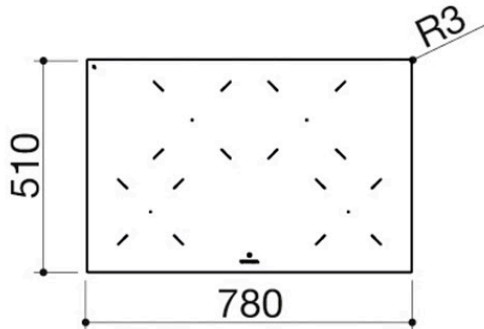




# 80 cm City built-in and flush hob

## 4 induction zones

1PIDC80N



### Description

- Touch controls
- functions: power management, automatic pan recognition, Booster, selective pan detection, pause/reminder function, cooking end timer 1-600', minute minder,
- automatic preheating, keep warm
- safety devices: electronic child-safety lock, residual heat indicator, overflow alarm, safety switch-off
- minimum pan diameter:  $\varnothing$  90 mm
- adjustable power levels:
  - 1.4 - 1.5 - 1.6 - ... - 7.2 - 7.3 - 7.4 kW
- maximum absorbed power: 7.4 kW
- 76x49 cm cut out
- flush-top: check technical sheet

### Induction zone power:

- 2 zones  $\varnothing$  200mm: 2.3-3 kW (\*)
- 2 zones  $\varnothing$  160mm 1.4-2.1 kW (\*)
- (\*) with Booster function



# Plus

## Detailed Features




Touch Control commands

The Touch Control commands allow for independent, easy, and precise adjustment of settings for each specific cooking zone.



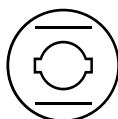
Induction

With induction technology, heat is generated only on the base of the pan and transferred directly to the food. With an efficiency rate of 90%, cooking times are greatly reduced. The hob surface remains cool, offering enhanced safety and ease of cleaning.




Power limiter

This function allows users to set the maximum power level the hob can absorb, helping to prevent electrical overloads.




Automatic pan detection

The hob automatically detects when a pan is placed on it, activating the interface for quick parameter adjustment.



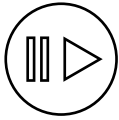
Booster function

This function reduces cooking time by boosting the selected zone to maximum power, especially useful for heating large amounts of liquid.



Selective pan detection

The induction plate only operates when it detects metallic cookware of suitable size, preventing activation by other objects.



Pause/Recall function



End of cooking timer

Lets you set a specific cooking time (from 1 up to 99-600 minutes, depending on the model) after which the zone switches off automatically, ensuring control and saving energy.



Child safety lock

Prevents accidental changes to the hob settings, particularly by children.



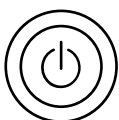
Residual heat indicator

An "H" on the display indicates residual heat on the hob, caused by heat reflected from the cookware.



Overflow alarm


If liquid spills onto the command zone, the hob emits a sound and switches off automatically until the liquid is removed.



Automatic safety shut-off



After a set period at a given power level, the hob automatically switches off to prevent risks from user oversight.



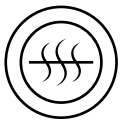
Module width 80

Barazza hobs are available in various widths designed to fit the most common standard kitchen unit modules.



Keep Warm function

Sets the power level between 0 and 1, allowing food to be kept warm without the risk of burning.



Automatic preheating function

Allows the zone to reach temperature faster: after selecting a power level, the zone heats at maximum output for a preset time before stabilising at the chosen level.



Minute minder

An independent timer not linked to a specific zone, useful for tracking elapsed time without turning off the hob.




# Installations

## Installation Method



Flush-top



Ensures perfect alignment with the worktop



Flat glass edge built-in



The linearity of the glass is enhanced by the recessed installation, which reveals its thickness.



## Related Products



1PIDC30N



1PIDC60N



1PIDC75N



1PIDC90N



1PIDC120N