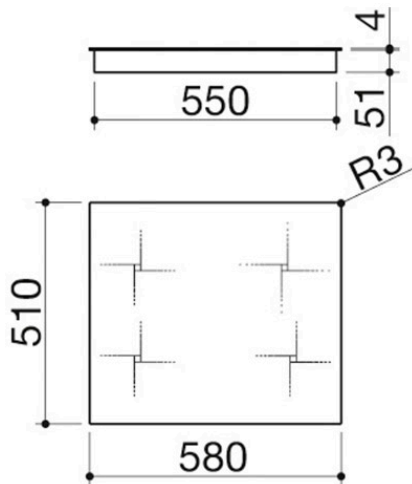
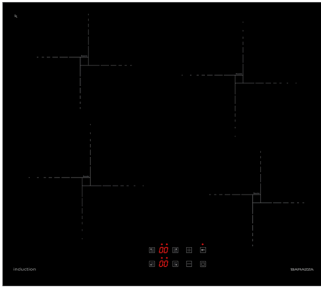




# 60 cm Green Plus built-in and flush hob

## 4 induction zones

1PIDGP6N



### Description

- Touch controls
- functions: power management, Booster,
- selective pan detection, cooking end timer
- 1-99',
- safety devices: electronic child-safety lock,
- residual heat indicator, overflow alarm,
- safety switch-off
- adjustable power levels:
- 1-1.6-2.2-2.8-3.5-6-7.2 kW
- maximum absorbed power: 7.2 kW
- 56x49 cm cut out
- flush-top: check technical sheet
- Induction zone power:
- 2 zones  $\varnothing$  210mm: 1.5-2 kW (\*)
- 2 zones  $\varnothing$  145mm 1.2-1.6 kW (\*)
- (\*) with Booster function

SEE OTHER AVAILABLE DESIGNS:




1PIDGP6B



# Plus

## Detailed Features




Induction

With induction technology, heat is generated only on the base of the pan and transferred directly to the food. With an efficiency rate of 90%, cooking times are greatly reduced. The hob surface remains cool, offering enhanced safety and ease of cleaning.




Power limiter

This function allows users to set the maximum power level the hob can absorb, helping to prevent electrical overloads.




Booster function

This function reduces cooking time by boosting the selected zone to maximum power, especially useful for heating large amounts of liquid.



Selective pan detection

The induction plate only operates when it detects metallic cookware of suitable size, preventing activation by other objects.



End of cooking timer

Lets you set a specific cooking time (from 1 up to 99-600 minutes, depending on the model) after which the zone switches off automatically, ensuring control and saving energy.



Child safety lock

Prevents accidental changes to the hob settings, particularly by children.



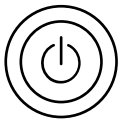
Residual heat indicator

An "H" on the display indicates residual heat on the hob, caused by heat reflected from the cookware.




Overflow alarm

If liquid spills onto the command zone, the hob emits a sound and switches off automatically until the liquid is removed.



Automatic safety shut-off

After a set period at a given power level, the hob automatically switches off to prevent risks from user oversight.



Module width 60

Barazza hobs are available in various widths designed to fit the most common standard kitchen unit modules.



Touch screen

High-definition Touch Screen for precise, simple and intuitive adjustment of cooking and oven settings.



# Installations

## Installation Method



Flush-top



Ensures perfect alignment with the worktop



Flat glass edge built-in



The linearity of the glass is enhanced by the recessed installation, which reveals its thickness.



## Related Products



1PIDGP6B