



120 cm Lab Evolution built-in and flush hob

3 gas burners + Flat Eco-Design double ring

1PLE3D

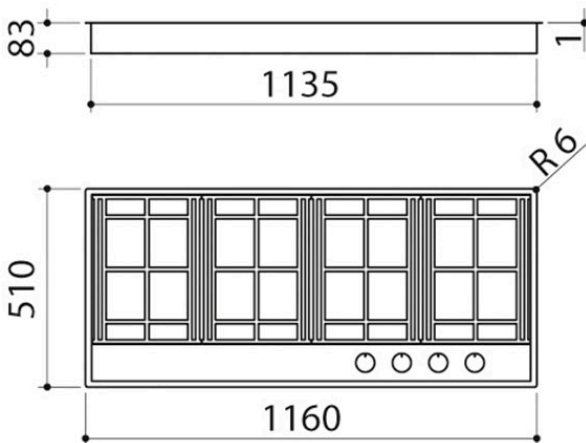


Description

- extra-thick AISI 304
- stainless steel
- controls: Flat knobs
- in Soft-Touch finish
- Flat Eco-Design burners
- cast iron pan supports
- 114x49 cm cut out
- flush-top: check technical sheet

Burner power:

- 1 auxiliary: 1 kW
- 1 semi-rapid: 1.75 kW
- 1 rapid: 3 kW
- 1 double ring: 4 kW





Plus

Detailed Features



AISI 304 stainless steel

Barazza products are made of high-quality AISI 304 stainless steel, which guarantees resistance to stress, long-lasting durability and ease of cleaning.



Extra-thick AISI 304 stainless steel

Barazza uses thick AISI 304 stainless steel, which is fully recyclable, corrosion-resistant, durable and highly hygienic.



Soft-Touch finish elements

Elegant to the eye and pleasant to the touch, the Soft-Touch finish features on various product lines, covering knobs, handles and control panels.



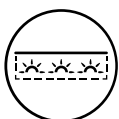
Flat knobs with Soft-Touch finish

Featuring a minimalist and essential design, the Soft-Touch Flat knobs are warm to the touch and ergonomic, allowing precise power adjustment for burners or induction zones.



Cast iron pan supports


Made of cast iron, like those used in professional kitchens, they are particularly solid, heat-resistant, durable, and able to retain and distribute heat more effectively.



Integrated burners




Flush pan supports with integrated burners are ideal for creating seamless surfaces that enhance both functionality and aesthetic impact.



Linear burner layout

The distinctive linear configuration of the burners optimises space on the hob and allows cookware to slide easily from one zone to another.



Flat Eco-Design burners

The special Flat Eco-Design burners generate a vertical flame, ensuring higher efficiency, lower consumption and maximum uniformity in cooking.



Double crown burner 4 kW

Two efficient and high-performance flame rings deliver an enhanced 4 kW output for faster and more even cooking.



Module width 120

Barazza hobs are available in various widths designed to fit the most common standard kitchen unit modules.



Installations

Installation Method



Flush-top



Ensures perfect alignment with the worktop



Flat edge built-in



The edge is perceptible only to the touch and makes installation easy.



Related Products



1PLE2D



1PLE9ID



1PLE12ID