



# 37 cm built-in Thalass hob TEB

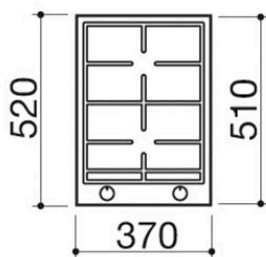
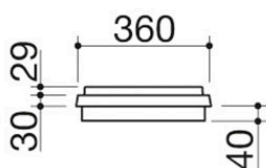
## 1 gas burner + Chef double ring

1PTI2

### Description



- extra-thick AISI 316 stainless steel
- cast iron pan support
- equipment: electronic activation
- with battery, fixing clips, seal
- predisposition for LPG supply
- waterproof cover
- 34x49 cm cut out
- Burner power:
  - 1 semi-rapid: 1.75 kW
  - 1 Chef double ring: 3.5 kW



SEE OTHER AVAILABLE DESIGNS:



1PTI1



1PTIID



1PTITK1



1PTIBQ



## Plus

### Detailed Features



Extra-thick AISI 304 stainless steel

Barazza uses thick AISI 304 stainless steel, which is fully recyclable, corrosion-resistant, durable and highly hygienic.



Cast iron pan supports

Made of cast iron, like those used in professional kitchens, they are particularly solid, heat-resistant, durable, and able to retain and distribute heat more effectively.




Stainless steel knobs

Made of stainless steel, Barazza hob knobs are robust, pleasant to the touch and allow smooth, precise power regulation for burners or induction zones.



AISI 316 stainless steel

Elements made of AISI 316 stainless steel, a fully recyclable, durable and highly hygienic material, extremely resistant to weather and salt.



4.7 kW dual-crown burner

High-performance burner with elevated power output. Two separate knobs control the 0.8 kW inner flame and the 3.9 kW outer flame for greater cooking precision. Also suitable for wok cooking.



Battery Power On



It is possible to turn on the hob without it necessarily being connected to the mains



Module width 120

Barazza hobs are available in various widths designed to fit the most common standard kitchen unit modules.



# Installations

## Installation Method



Thalas edge built-in



Thalas built-in hobs can be installed on any type of worktop, whether in stainless steel or other materials.



## Related Products



1C306



1PTI1



1PTIID



1PTITK1



1PTI8TK