

**B_FREE
FUSION**



B_FREE FUSION. EVOLUTION OF THE SPECIES.

B_Free Fusion is the latest addition to the B_Free collection. It allows you to customise your work surface in a single built-in steel worktop integrated with all the functions you need. B_Free Fusion comes in various finishes: satin, soft-v and vintage.

BUILT-IN B_FREE FUSION


Features

Finish

- AISI 304 stainless steel with satin finish. Available, on request, in soft-v and vintage finish.

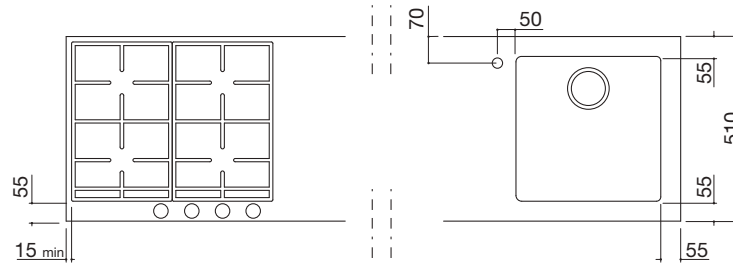
Dimension limits

- Max. length: 236 cm
- Depth: 51 and 42 cm
- Worktop thickness: 0.6 cm
- Maximum hob depth: 6.4 cm

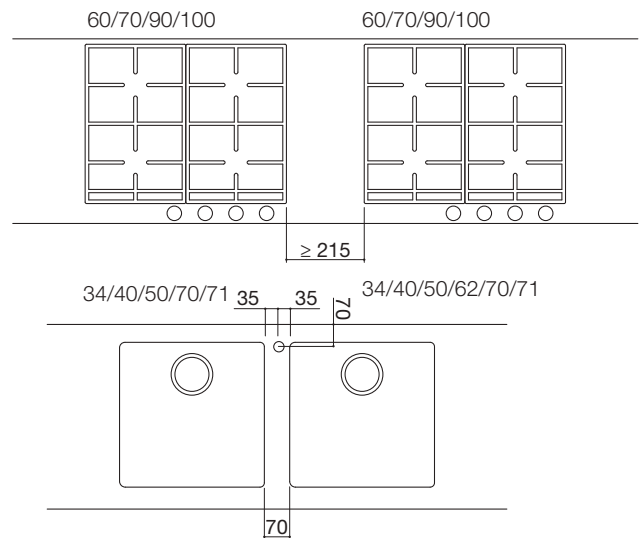
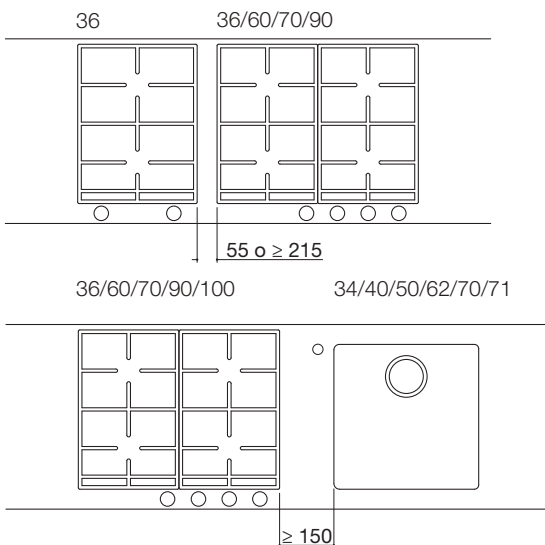


Depth 51 cm

- Minimum distance between side edge and 36/60/70/90 cm hobs: 1.5 cm
- Minimum distance between side edge and 100 cm hob: 6.2 cm
- Minimum distance between side edge and bowl: 5.5 cm or 11 cm where there is a tap hole
- Fixed distance between front edge and hobs and bowls: 5.5 cm
- Fixed distance between the tap hole centre and bowl edge: 5 cm
- Fixed distance between the tap hole centre and back edge: 7 cm



- Minimum distance between a 36 hob and a 36/60/70/90 cm hob: 5.5 cm, or more than or equal to 21.5 cm
- Minimum distance between a 36 hob and a 100 cm hob: more than or equal to 21.5 cm
- Minimum distance between 60/70/90/100 cm hobs: more than or equal to 21.5 cm
- Minimum distance between a hob and a bowl: more than or equal to 15 cm
- Fixed distance between two bowls: 7 cm



Dimensions for cut out

- Depth: 49 cm
- Length: -2 cm rispetto alla misura del piano

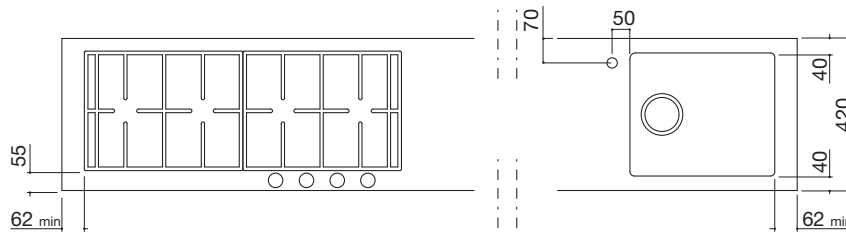
For B_Free Fusion steel worktops longer than 120 cm and 180 cm, Barazza recommends to consider to make two or three cut outs, respectively, at a minimum distance of 3 cm.

BUILT-IN B_FREE FUSION

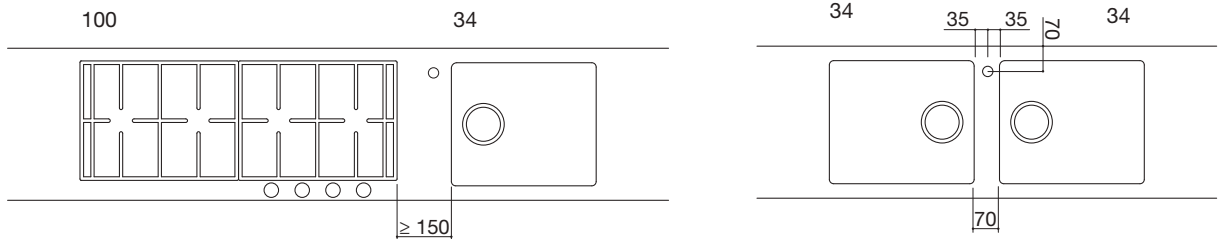
Features

Depth 42 cm

- Minimum distance between side edge and 100 cm hob: 6.2 cm
- Minimum distance between side edge and 34x40 cm bowl turned through 90°: 6.2 cm or 11 cm where there is a tap hole
- Fixed distance between the tap hole centre and edge of 34x40 cm bowl turned through 90°: 5 cm
- Fixed distance between the tap hole centre and back edge: 7 cm



- Distance between a 100 cm hob and a 34x40 cm bowl turned through 90°: more than or equal to 15 cm
- Fixed distance between two 34x40 cm bowls turned through 90°: 7 cm



Dimensions for cut out

- Depth: 40 cm
- Length: -2 cm rispetto alla misura del piano

For B_Free Fusion steel worktops longer than 120 cm and 180 cm, Barazza recommends to consider to make two or three cut outs, respectively, at a minimum distance of 3 cm.

At the design stage for both depths, check the space taken up by the elements (hob, bowl and tap) in the base units below.



HOBS FOR B_FREE FUSION DEPTH 51

Moulded to AISI 304 stainless steel worktops
Finish: satin



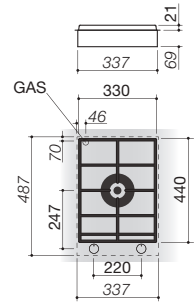
36 cm B_Free hob for 51 cm depth 5 kW double ring

(mould length 33)

accessories: 35

satin

PF1

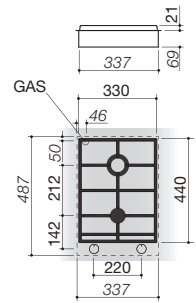


36 cm B_Free for a depth of 51 1 gas burner + Chef double ring

(mould length 33)

satin

PF2

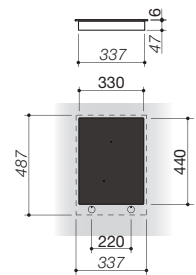


36 cm B_Free for 51 cm depth induction

(mould length 33)

satin

PFID3

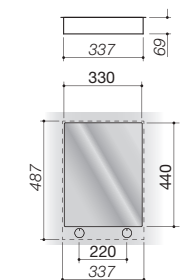


36 cm B_Free for 51 cm depth teppanyaki

(mould length 33)

satin

PFTK1

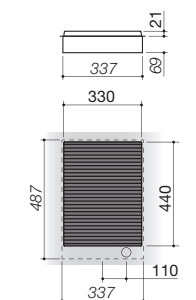


36 cm B_Free for 51 cm depth barbecue

(mould length 33)

satin

PFBQ



HOBS FOR B_FREE FUSION DEPTH 51


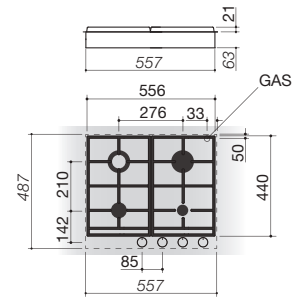
Moulded to AISI 304 stainless steel worktops
Finish: satin



60 cm B_Free
for a depth of 51
3 gas burner + Chef double ring
(mould length: 55.6, 65.6 and 83.2)

satin

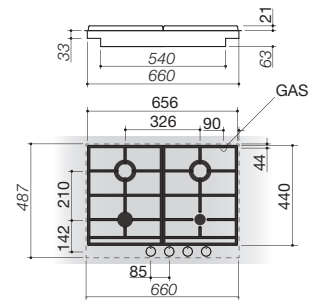
PF64



70 cm B_Free
for 51 cm depth
2 gas burners + 2 Chef double rings
(mould length: 55.6, 65.6 and 83.2)

satin

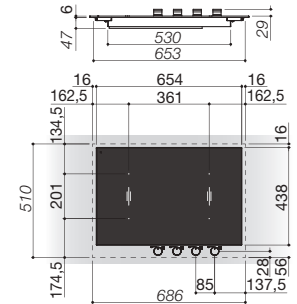
PF74



70 cm B_Free
for 51 cm depth
4 induction zones
(mould length: 55.6, 65.6 and 83.2)

satin

PFID7

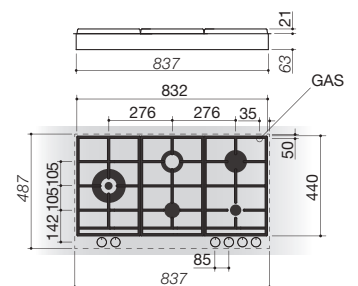


90 cm B_Free
for 51 cm depth
3 gas burners + Chef double ring
+ 4 kW double ring
(mould length: 55.6, 65.6 and 83.2)

accessories: 35

satin

PF95



HOBS FOR B_FREE FUSION DEPTH 42

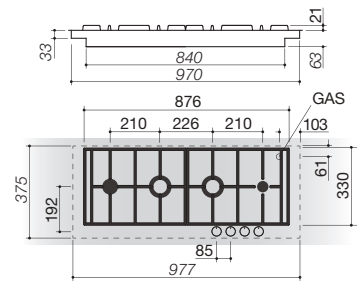
Moulded to AISI 304 stainless steel worktops
Finish: satin



**100 cm B_Free
for 42 cm depth**
2 gas burners + 2 Chef double rings
(mould length 87.6)

satin

PF104



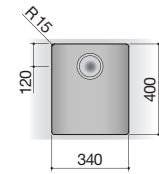
SQUARE BOWLS R. "15" FOR B_FREE FUSION DEPTH 51

Welded on AISI 304 stainless steel worktop
Bowl finish: brushed



Bowl 34x40x19.5 h for 51 cm depth

accessories: 8 17 20 25 38 40 43 45
61 62 66

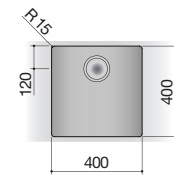


brushed

VXF34

Bowl 40x40x19.5 h for 51 cm depth

accessories: 8 17 20 25 38 40 43 45
61 62 66 71

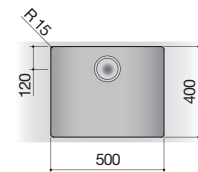


brushed

VXF40

Bowl 50x40x19.5 h for 51 cm depth

accessories: 8 17 20 25 38 40 43 45
61 62 66 71

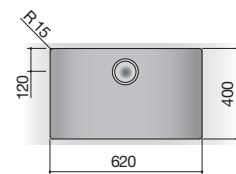


brushed

VXF50

Bowl 62x40x19.5 h for 51 cm depth

accessories: 8 17 20 25 38 40 43 45
61 62 66 71

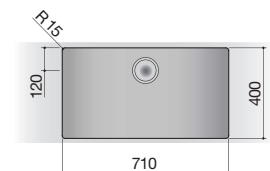


satin

VXF62

Bowl 71x40x19.5 h for 51 cm depth

accessories: 8 17 20 25 38 40 43 45
61 62 66 71



brushed

VXF70

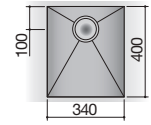
SQUARE BOWLS R. "0" FOR B_FREE FUSION DEPTH 51

Welded on AISI 304 stainless steel worktop
Bowl finish: satin



Bowl 34x40x21.5 h for 51 cm depth

accessories: 8 17 20 25 38 40 43 45
61 62 66 71

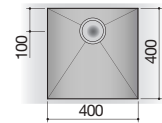


satin

VQF34

Bowl 40x40x21.5 h for 51 cm depth

accessories: 8 17 20 25 38 40 43 45
61 62 66 71

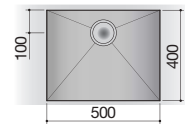


satin

VQF40

Bowl 50x40x21.5 h for 51 cm depth

accessories: 8 17 20 25 38 40 43 45
61 62 66 71

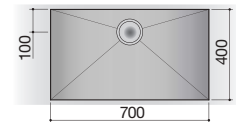


satin

VQF50

Bowl 70x40x21.5 h for 51 cm depth

accessories: 8 17 20 25 38 40 43 45
61 62 66 71



satin

VQF70

SQUARE BOWLS R. "0" WITH LOWERING FOR B_FREE FUSION DEPTH 42

Welded on AISI 304 stainless steel worktop
Bowl finish: satin



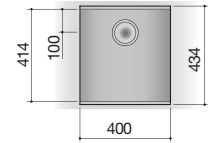
Bowl 40x43.5x21.5 h for 42 cm depth

accessories: 8 17 20 25 38 40 43 45
61 62 66 71

equipment:
stainless steel drain cover

satin

VQBA40



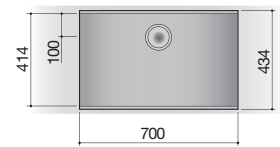
Bowl (70x43.5x21.5 h for 42 cm depth

accessories: 8 17 20 25 38 40 43 45
61 62 66 71

equipment:
stainless steel drain cover

satin

VQBA70



WORKINGS

Steel worktop less than or equal to 150 cm including working costs LF1

Steel worktop more than 150 cm up to 2360 cm including working costs LF2

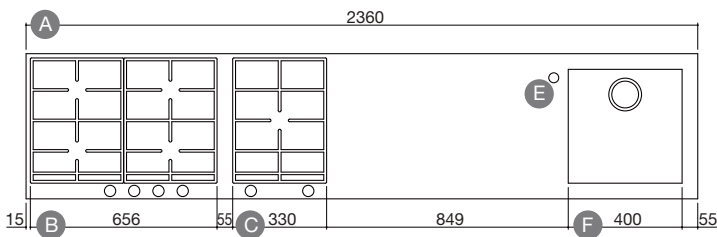
Tap hole, diameter 3.5 cm FTR

BUILT-IN B_FREE FUSION price calculation and combination examples

Composition: stainless steel worktop including working costs + selected products + tap hole where applicable



Length 236 cm depth 51 cm



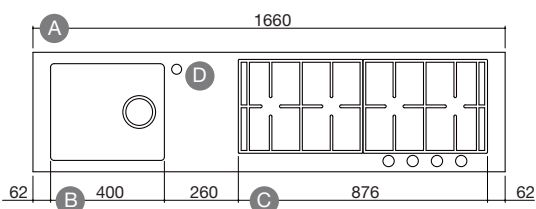
A	Steel worktop more than 150 cm including working costs	LF2
B	70 cm B_Free 2 gas burners + 2 Chef double ring	PF74
C	36 cm B_Free 5 kW 36 double ring	PF1
D	Bowl R. "0" 40x40x21.5 h	VQF40
E	Tap hole, diameter 3.5	FTR

• 234x49 cm cut out

Total



Length 166 cm depth 42 cm



A	Steel worktop more than 150 cm including working costs	LF2
B	Bowl R. "0" 34x40x21.5 h	VQF34
C	100 cm B_Free 2 gas burners + 2 Chef double ring	PF104
D	Tap hole, diameter 3.5	FTR

• 164x40 cm cut out

Total

